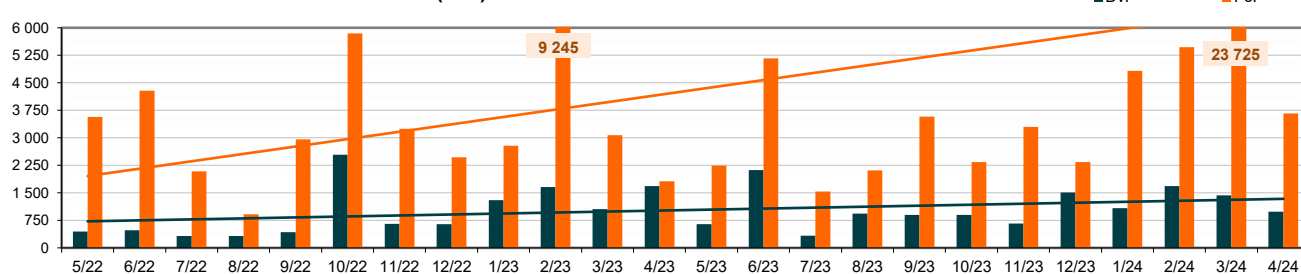
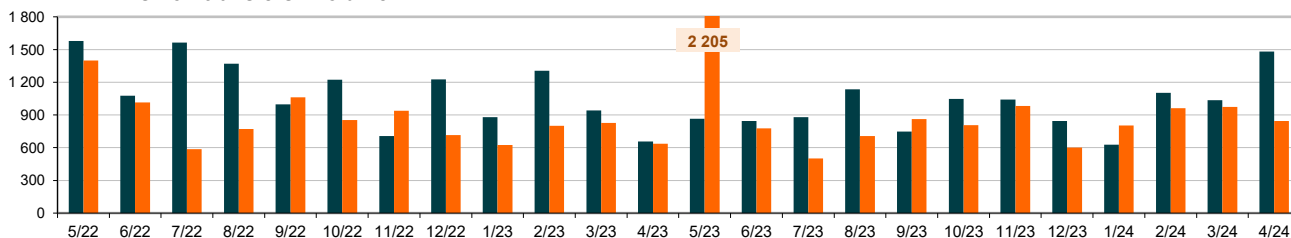


MESAČNÁ ŠTATISTIKA - APRÍL 2024
MONTHLY STATISTICS - APRIL 2024
Objem a počet prevodov spolu - 2024 / Value and number of transfers total in 2024

| | PREVODY DVP - Trhová cena DVP transfers - Market value | | PREVODY FOP - Menovitá hodnota FOP transfers - Nominal value | | PREVODY SPOLU Transfers Total | |
|--------------|---|---------------------------|---|---------------------------|----------------------------------|---------------------------|
| | OBJEM V EUR Value in EUR | POČET No. of transfers | OBJEM V EUR Value in EUR | POČET No. of transfers | OBJEM V EUR Value in EUR | POČET No. of transfers |
| | 01/2024 | 1 079 217 981 | 628 | 4 828 879 388 | 805 | 5 908 097 369 |
| 02/2024 | 1 688 004 484 | 1 102 | 5 470 847 177 | 962 | 7 158 851 661 | 2 064 |
| 03/2024 | 1 433 929 941 | 1 035 | 23 725 535 910 | 974 | 25 159 465 851 | 2 009 |
| 04/2024 | 981 969 379 | 1 481 | 3 667 609 497 | 845 | 4 649 578 876 | 2 326 |
| 05/2024 | | | | | 0 | 0 |
| 06/2024 | | | | | 0 | 0 |
| 07/2024 | | | | | 0 | 0 |
| 08/2024 | | | | | 0 | 0 |
| 09/2024 | | | | | 0 | 0 |
| 10/2024 | | | | | 0 | 0 |
| 11/2024 | | | | | 0 | 0 |
| 12/2024 | | | | | 0 | 0 |
| TOTAL | 5 183 121 785 | 4 246 | 37 692 871 973 | 3 586 | 42 875 993 758 | 7 832 |

DvP vs FoP transfers - value in EUR (mil.)

DvP vs FoP transfers - volume

Objem zaknihovaných CP v menovitej hodnote - apríl 2024

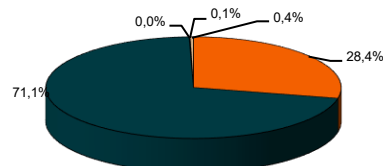
Nominal value of book-entry securities - April 2024

| | OBJEM V EUR Value in EUR | Počet emisií No. of issues |
|--|-----------------------------|-------------------------------|
| Objem spolu / Total Value | 128 793 618 866 | 2 908 |
| Akcie / Shares | 36 589 985 523 | 2 070 |
| <i>z toho: nekonvertované akcie / out of that: non-converted shares*</i> | 715 367 237 | 202 |
| Dlhopisy / Bonds | 91 599 981 273 | 598 |
| Podielové listy / Units | 50 374 864 | 17 |
| DPL / Co-operative units | 67 007 745 | 159 |
| Iné / Others | 486 269 461 | 64 |

*emisie v menovitej hodnote v SKK prepočítané pre informáciu konverzným kurzom / issues in SKK converted to EUR for information purpose at a conversion rate [30,126]

Objem vydaných cenných papierov - apríl 2024 / Value of issued securities - April 2024

| | | |
|--------------------------|---------|--|
| Akcie / Shares | 28,41 % | ■ |
| Dlhopisy / Bonds | 71,12 % | ■ |
| Podielové listy / Units | 0,04 % | ■ |
| DPL / Co-operative units | 0,05 % | ■ |
| Iné / Others | 0,38 % | ■ |



Nové vydané emisie zaknihovaných CP - menovitá hodnota - apríl 2024

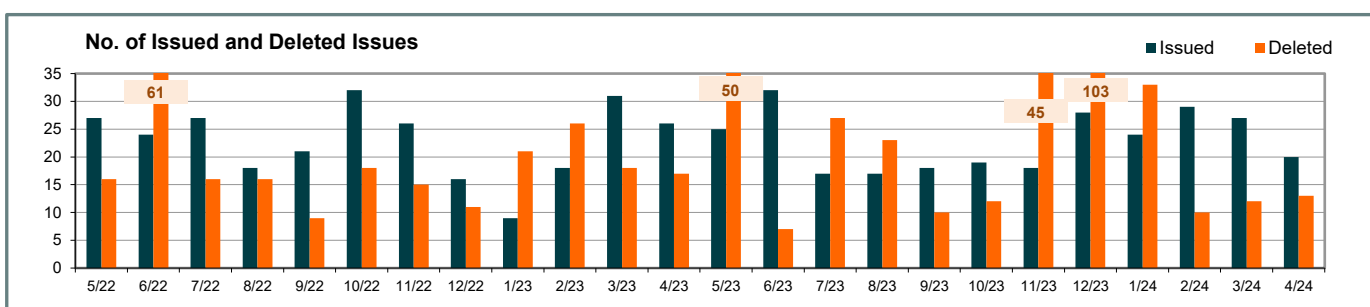
Newly issued issues of book-entry securities - Nominal value - April 2024

| | OBJEM V EUR Value in EUR | Počet emisií No. of issues |
|----------------------------------|-----------------------------|-------------------------------|
| Objem spolu / Total Value | 511 934 514 | 20 |
| Akcie / Shares | 26 454 | 6 |
| Dlhopisy / Bonds | 505 943 060 | 12 |
| Podielové listy / Units | 0 | 0 |
| DPL / Co-operative units | 0 | 0 |
| Iné / Others | 5 965 000 | 2 |

Zrušené emisie zaknihovaných CP vrátane emisií, pri ktorých došlo ku zmene podoby na listinné - menovitá hodnota - apríl 2024

Cancelled issues of book-entry securities including issues with change of form to paper securities - Nominal value - April 2024

| | OBJEM V EUR Value in EUR | Počet emisií No. of issues |
|----------------------------------|-----------------------------|-------------------------------|
| Objem spolu / Total Value | 160 591 474 | 13 |
| Akcie / Shares | 11 635 961 | 6 |
| Dlhopisy / Bonds | 146 300 000 | 6 |
| Podielové listy / Units | 0 | 0 |
| DPL / Co-operative units | 2 655 514 | 1 |
| Iné / Others | 0 | 0 |



Emisie vymazané z registra emitenta - iniciované na základe údajov z elektronického obchodného registra - rok 2024

Issues deletion from the issuer's registry initiated on the basis of data from electronic companies register - year 2024

| Počet emisií / Number of issues | 1. Q | 2. Q | 3. Q | 4. Q |
|---------------------------------|------|------|------|------|
| | 12 | 2 | - | - |