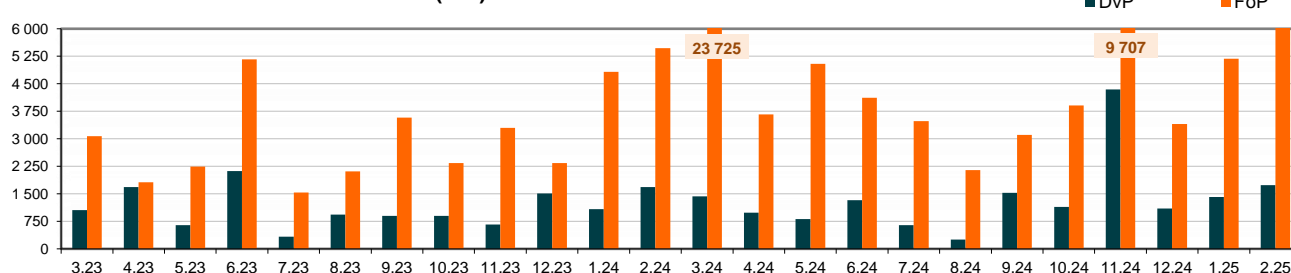
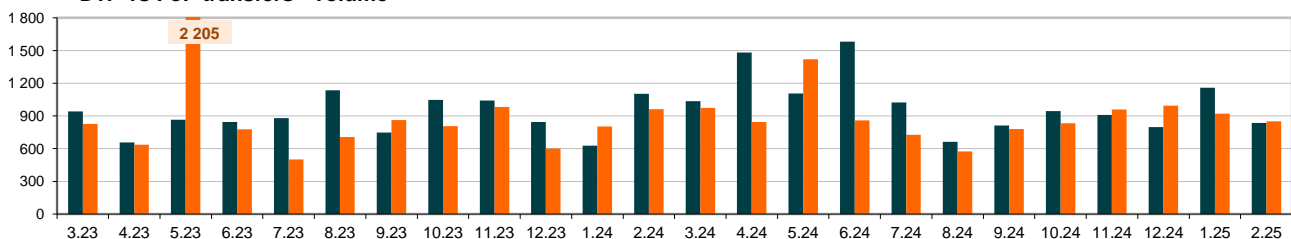


MESAČNÁ ŠTATISTIKA - FEBRUÁR 2025
MONTHLY STATISTICS - FEBRUARY 2025
Objem a počet prevodov spolu - 2025 / Value and number of transfers total in 2025

| | PREVODY DVP - Trhová cena DVP transfers - Market value | | PREVODY FOP - Menovitá hodnota FOP transfers - Nominal value | | PREVODY SPOLU Transfers Total | |
|--------------|---|------------------|---|------------------|----------------------------------|------------------|
| | OBJEM V EUR | POČET | OBJEM V EUR | POČET | OBJEM V EUR | POČET |
| | Value in EUR | No. of transfers | Value in EUR | No. of transfers | Value in EUR | No. of transfers |
| 01.2025 | 1 410 234 343 | 1 158 | 5 179 223 782 | 920 | 6 589 458 126 | 2 078 |
| 02.2025 | 1 738 956 866 | 837 | 8 413 933 570 | 850 | 10 152 890 436 | 1 687 |
| 03.2025 | | | | | 0 | 0 |
| 04.2025 | | | | | 0 | 0 |
| 05.2025 | | | | | 0 | 0 |
| 06.2025 | | | | | 0 | 0 |
| 07.2025 | | | | | 0 | 0 |
| 08.2025 | | | | | 0 | 0 |
| 09.2025 | | | | | 0 | 0 |
| 10.2025 | | | | | 0 | 0 |
| 11.2025 | | | | | 0 | 0 |
| 12.2025 | | | | | 0 | 0 |
| TOTAL | 3 149 191 209 | 1 995 | 13 593 157 353 | 1 770 | 16 742 348 562 | 3 765 |

DvP vs FoP transfers - value in EUR (mil.)

DvP vs FoP transfers - volume

Objem zaknihovaných CP v menovitej hodnote - február 2025

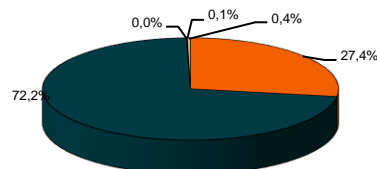
Nominal value of book-entry securities - February 2025

| | OBJEM V EUR Value in EUR | Počet emisií No. of issues |
|--|-----------------------------|-------------------------------|
| Objem spolu / Total Value | 135 099 967 336 | 3 013 |
| Akcie / Shares | 37 013 097 387 | 2 145 |
| <i>z toho: nekonvertované akcie / out of that: non-converted shares*</i> | | |
| | 702 970 868 | 190 |
| Dlhopisy / Bonds | 97 482 498 326 | 621 |
| Podielové listy / Units | 50 374 864 | 17 |
| DPL / Co-operative units | 70 147 884 | 163 |
| Iné / Others | 483 848 876 | 67 |

*emisie v menovitej hodnote v SKK prepočítané pre informáciu konverzným kurzom / issues in SKK converted to EUR for information purpose at a conversion rate [30,126]

Objem vydaných cenných papierov - február 2025 / Value of issued securities - February 2025

| | | |
|--------------------------|----------|--|
| Akcie / Shares | 27,40% % | |
| Dlhopisy / Bonds | 72,16% % | |
| Podielové listy / Units | 0,04% % | |
| DPL / Co-operative units | 0,05% % | |
| Iné / Others | 0,36% % | |



Nové emisie ZCP zaregistrované do registra emitenta - menovitá hodnota - február 2025

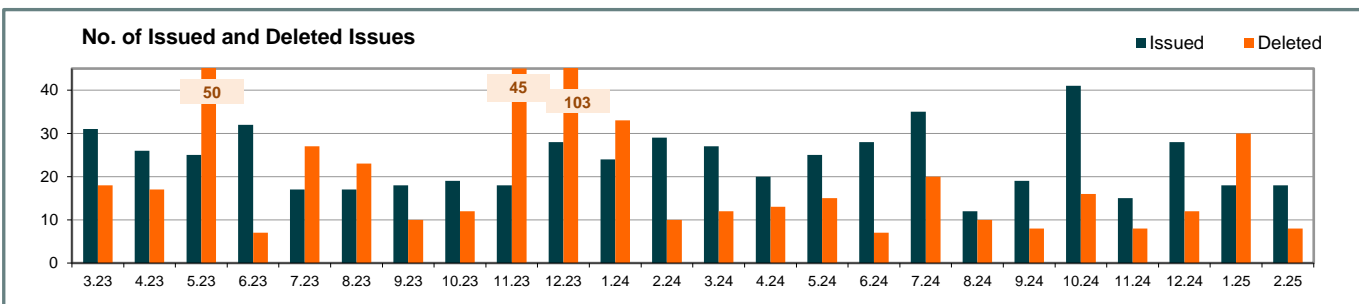
New issues of book-entry securities registered in the issuer's register - Nominal value - February 2025

| | OBJEM V EUR Value in EUR | Počet emisií No. of issues |
|----------------------------------|-----------------------------|-------------------------------|
| Objem spolu / Total Value | 5 675 663 134 | 18 |
| Akcie / Shares | 369 000 | 2 |
| Dlhopisy / Bonds | 5 667 533 349 | 13 |
| Podielové listy / Units | 0 | 0 |
| DPL / Co-operative units | 0 | 0 |
| Iné / Others | 7 760 785 | 3 |

Zrušené emisie zaknihovaných CP vrátane emisií, pri ktorých došlo ku zmene podoby na listinné - menovitá hodnota - február 2025

Cancelled issues of book-entry securities including issues with change of form to paper securities - Nominal value - February 2025

| | OBJEM V EUR Value in EUR | Počet emisií No. of issues |
|----------------------------------|-----------------------------|-------------------------------|
| Objem spolu / Total Value | 40 501 000 | 8 |
| Akcie / Shares | 1 000 | 1 |
| Dlhopisy / Bonds | 39 000 000 | 6 |
| Podielové listy / Units | 0 | 0 |
| DPL / Co-operative units | 0 | 0 |
| Iné / Others | 1 500 000 | 1 |



Emisie vymazané z registra emitenta - iniciované na základe údajov z elektronického obchodného registra - rok 2025

Issues deletion from the issuer's registry initiated on the basis of data from electronic companies register - year 2025

| Počet emisií / Number of issues | 1. Q | 2. Q | 3. Q | 4. Q |
|---------------------------------|------|------|------|------|
| | 1 | - | - | - |